

# The Essential Secrets of Songwriting

## TABLE of CONTENTS

10 Songwriting  
eBooks that will  
help you turn out  
GEMS  
you can be  
proud of!

Gary Ewer

# In Case You're Missing the Fundamentals, Introducing...

## THE FUNDAMENTALS:



### *The Essential Secrets of Songwriting 10-eBook Bundle*

Written by Gary Ewer

---

Gary Ewer is a former senior instructor in the Department of Music, Dalhousie University. For the past 12 years, he's been showing songwriters, through his blog and his eBook Bundle, how to write better songs.

---



Been writing songs based purely on your instincts? You could be missing some of the important fundamentals. You don't need to be able to *read* music – that's not what will take you to the next level. It's actually more basic than that. **You need to discover the fundamentals.**

If you're ready to take your songwriting to a new level of excellence, I want to help! "The Essential Secrets of Songwriting" 10-eBook Bundle is meant to show you *everything* you need to become consistently excellent.

Take a look at the following pages. **They contain the Table of Contents of all the eBooks in the Bundle.** Read it through – you'll get to know *exactly* what you'll be learning as you dive into the materials.

Gary Ewer

PS- If you know you're ready to get started, you can be reading the materials moments from now. **\$37 USD**

**Buy Now**

The eBooks that make up “The Essential Secrets of Songwriting” 10-eBook Bundle:

1. **The Essential Secrets of Songwriting, 3rd edition**
2. **Essential Chord Progressions, 2nd edition**
3. **More Essential Chord Progressions, 2nd edition**
4. **How to Harmonize a Melody**
5. **Chord Progression Formulas**
6. **The Essential Secrets of Songwriting 9-Lesson Course**
7. **From Amateur to Ace: Writing Songs Like a Pro**
8. **Fix Your Songwriting Problems - NOW**
9. **Hooks and Riffs: How They Grab Attention, Make Songs Memorable, and Build Your Fan Base**
10. **Writing a Song From a Chord Progression**

Now it's time to look at each eBook's table of contents to see what they'll do for your songwriting skills...

Book No. 1: The Essential Secrets of Songwriting

3rd Edition - Updated and Expanded for 2015

The Essential Secrets of

# Songwriting

A Complete Guide to Writing Better Songs

*Discover the 11 principles that will get you writing better melodies, chords and lyrics.*

*Take Your Songwriting to a New Level of Excellence*

BY GARY EWER



## Table of Contents

Introduction to the 3rd Edition	11
PREFACE	18
The Desire to be Creative – It’s Human... It’s You	18
WHEN GOOD SONGS GO BAD	23
LISTEN!	26
WHAT IS GOOD MUSIC?	29

### CHAPTER 1: An INTRODUCTION TO WRITING MUSIC

The Sound of Music	37
Good Music is Good Partnership	39
MAJOR SONG COMPONENTS	42
Form	42
The Chords You Choose	46
Why Great Melodies are Great	47
How To Say What You Need To Say	49
Hooking the Audience	50
Is There a Composer in Me?	53
What You Need To Be a Good Songwriter	55
Let’s Get Started!	59
Make a Demo Recording – Yes, already!	59
Get It Done!	60
Chapter 1 SUMMARY	63

### CHAPTER 2: Your Music From the Inside

The Success of Great Writers	65
Form	68
How Important is Form?	68
Good Form Means Good Design	69
Good Form Can’t be Accidental	71
Song Components Defined	73
Intro	73
Verse	78
Pre-Chorus	81
Chorus	85
Bridge	87
Outro	90
Getting to Know Your Song	92
Chapter 2 SUMMARY	95

### CHAPTER 3: Designing a Song

The Blueprint: Putting the Parts Together	97
---	----

The Contrast Principle of Composition	98
Energy – the Forgotten Formal Element	115
What Song Form Is Doing For Your Song	120
Chapter 3 SUMMARY	123

### CHAPTER 4: CHORD PROGRESSIONS

Some Straight Talk on Chord Progressions	128
I. Chord Basics	131
The Basic Triads of Any Major Key	133
How We Refer to Chords	135
II. How One Chord Moves to Another Chord	136
The V-I Progression	137
Why Some Progressions Work and Others Don’t	137
Strong Progressions – Fragile Progressions	143
The Chart of Two-Chord Progressions	149
When Progressions Sound Muddled	150
When to Use Strong Progressions, and When to Use Fragile Ones	152
What About Minor Keys?	156
Looking for the “Killer Chord Progression”	161
How Long Should a Chord Progression Be?	163
III. Integrating Balance When Building a Longer Progression	165
Building Longer Progressions	167
Incorporating Balance	171
IV. Expanding Your Chord Vocabulary	177
I. Adding a 7th to a V-Chord	178
II. Modal Mixtures	184
III. Secondary Dominant Chords	187
IV. Suspensions	192
V. Inversions	196
Key Changes	200
Don’t Go Changin’... Without a Reason	200
Chapter 4 SUMMARY	206

### CHAPTER 5: Melody and Lyric

How Good Melodies Work	211	A Hook's Main Characteristics	277
The Melodic Journey: How "Yesterday" Works	213	The Various Types of Hooks	279
When Melody and Lyrics Are At Cross-Purposes:		1. The Chorus Hook	280
Don't Write Counterintuitively	216	2. The Intro Hook	280
What is Falsetto and Tessitura?	218	3. The Instrumental Background Hook	281
Writing Good Melodies	221	The Hook as a Basis for Your Song	282
Getting Notes in the Right Place	221	The Subtle Hook	283
Song Sample: "You Belong With Me"	224	The Myth of the Hook	284
Shaping a Melody	229	The Hook's Main Responsibility	286
Writing Good Song Lyrics	231	Chapter 6 SUMMARY	288
Too Many Words	232	<b>CHAPTER 7: Inspiration</b>	
Developing Better Lyrics: Tips and Techniques	235	The Role of Inspiration	290
Creating a Song by Layering Ideas	239	Misunderstanding Inspiration	291
Other Ways to Compose	248	The Steps to Honing Your Songwriting Craft	296
Songwriting Dissatisfaction	250	Starting Without Inspiration	298
Dissatisfaction Is Normal	252	Chapter 7 SUMMARY	300
Balancing Lyrics and Melody	254	<b>Chapter 8: The World Beyond Composing – Now What?</b>	
The Balance of "Hotel California"	255	The Most Important Principle of All	301
Dealing with Unremarkable Lyrics	256	And now... what?	303
Don't be Weak	258	Getting Your Song Ready: A Brief Tutorial	304
The Melody and Lyrics of a Bridge	259	Copyright	304
A Bridge That Diminishes Song Energy	262	Publishing and Other Matters	311
More About Bridge Melodies	263	Creating Your Own Publishing "Company"	311
When a Bridge Isn't Necessary	265	Mechanical Rights	313
Chapter 5 SUMMARY	266	Performing Rights Organizations	313
<b>CHAPTER 6: The Hook and the Motif</b>		In Conclusion	314
Hook and Motif	273	Chapter 8 SUMMARY	316
The Danger of the Hook	276		

## Book No. 2: Essential Chord Progressions

### TABLE OF CONTENTS

#### ELIMINATING CHORD MUDDLE 5

About the chords in this booklet 6

So why am I suggesting these chords? 7

A Companion Text 8

Some Terminology 9

PRINTING SUGGESTION – SAVING INK AND PAPER 11

#### PART 1- MAJOR KEY PROGRESSIONS 12

Key: C MAJOR 13

Simple progressions. 13

Simple Progressions with Added 7ths. 13

Ending on a Different Chord 14

Diminished 7<sup>th</sup> Chords. 15

Longer Simple Progressions. 16

Inverted Chords 17

Pedal Tones 18

Secondary Dominant Chords 19

Modal Mixtures 20

Key: G major 21

Key: D major 25

Key: F major 29

Key: Bb major 33

#### PART 2- MINOR KEY PROGRESSIONS 37

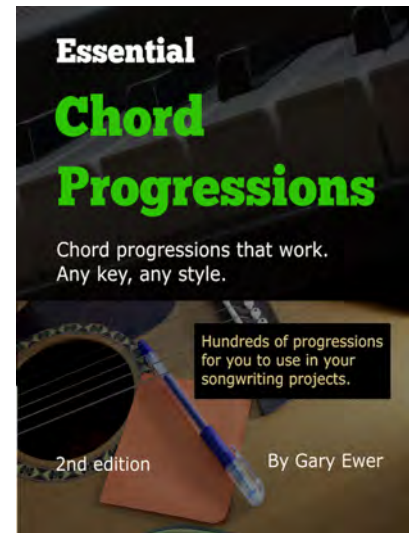
A brief description 38

About the Roman Numerals 39

#### PART 3 – PROGRESSIONS FOR CHANGING KEY 43

#### PART 4- MISCELLANEOUS PROGRESSIONS 48

This isn't every chord progression... 52



**Book No. 3: More Essential Chord Progressions**

**TABLE OF CONTENTS**

**Description 5**

**Suggestions 6**

**THE CHORD PROGRESSIONS 8**

Minor Key Progressions 9

How Long Does a Chord Progression Have to Be 11

Starting and Ending in a Different Key 12

Using Suspensions 13

Dominant Chord Progression Formulas 14

Inverted Pedal Point 16

How to Find the Chords that Belong to a Key 17

Circle of Fifths 19

Chord Planing 20

**THE ARTICLES 21**

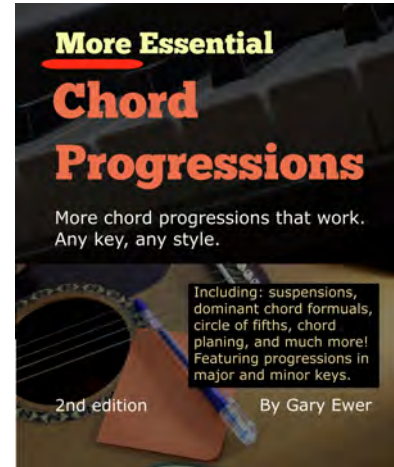
What Makes a Good Chord Progression 22

Which Should Come First – Chords or Melody? 24

How Innovative Should Chord Progressions Be? 26

The One-Chord Song, and... Make-up?! 28

Getting Good Songwriting Advice 30





**Book No. 4: How to Harmonize a Melody**

**TABLE of CONTENTS**

**INTRODUCTION 4**

What is Harmonizing? 6

Which First – Melody or Chords? 7

Contouring a Melody 9

**HARMONIZING a MELODY 16**

THE I-CHORD 20

THE V-CHORD 21

THE IV-CHORD 21

THE vi-CHORD 22

APPLYING CHORDS 25

**HARMONIC RHYTHM 26**

CHOOSING THE CHORDS 28

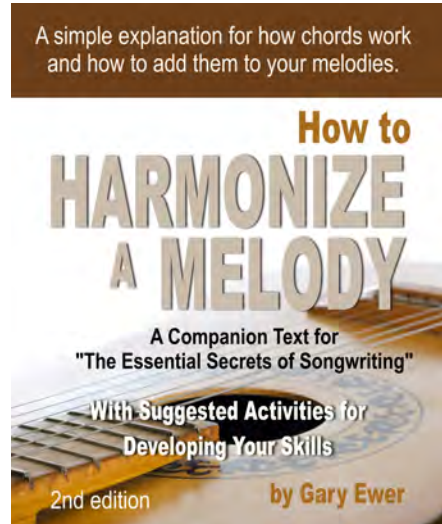
Root movement 33

**WHAT NOW? 35**

Extending Your Vocabulary 36

**Going Nameless 38**

Let Your Ear Be Your Guide 39



**Book No. 5: Chord Progression Formulas**

**TABLE OF CONTENTS**

**The Chord Progression Dilemma 4**

It's Not Magic! 4

You Need Formulas 5

**The Chord Progression Formulas and Roman Numerals 5**

**How to Use the Chord Progression Formulas 6**

What are the Progression Extensions at the Bottom of the Major Key Progression Formulas? 7

**Some Reminders and Pointers 7**

If My Chord Progression Doesn't Follow a Formula, is it Wrong? 8

**The Chord Progression Formulas 9**

**Appendix 12**

**Sample Chord Progressions 13**

Major Progressions 13

Using the Key of C major 13

Minor Progressions 15

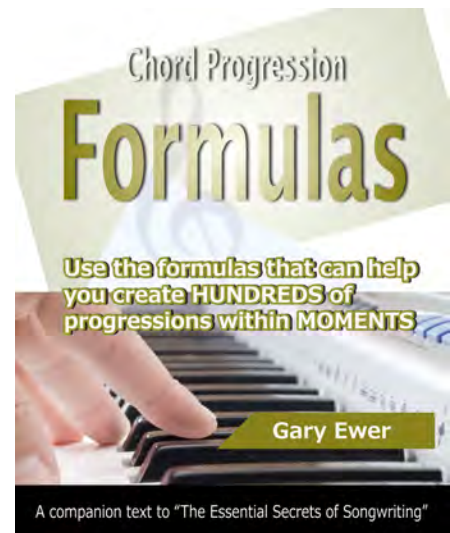
Using the Key of C minor 15

**Miscellaneous Progressions 18**

Secondary Dominant Chords 18

Modal Mixture Chords 18

**A Final Word 19**



Book No. 6: The 9-Lesson Course

## Table of Contents

**INTRODUCTION 4**

**How this course works 4**

**LESSON 1- Focusing Your Lyrics 10**

**ACTIVITIES for FOCUSING YOUR LYRICS 13**

**LESSON 2- WRITING CREATIVE LYRICS 16**

**ACTIVITIES for WRITING CREATIVE LYRICS 23**

**LESSON 3- WRITING "FAMILIAR" LYRICS 27**

**ACTIVITIES for WRITING "FAMILIAR" LYRICS 30**

**LESSON 4- WRITING MELODIES THAT WORK 34**

**ACTIVITIES for UNDERSTANDING MELODIES 38**

**LESSON 5- STRUCTURING MELODIES 40**

**ACTIVITIES for STRUCTURING MELODIES 43**

**LESSON 6- INTEGRATING LYRICS with MELODIES 45**

**ACTIVITIES for INTEGRATING LYRICS and MELODIES 48**

**LESSON 7- CHOOSING THE RIGHT CHORD 51**

**ACTIVITIES for CHORD SUBSTITUTIONS 54**


**LESSON 8- MIXING STRONG AND FRAGILE PROGRESSIONS 56**

**ACTIVITIES for HELPING TO CHOOSE THE RIGHT CHORD 59**

**LESSON 9- Considering Form 62**

**ACTIVITIES for CONSIDERING FORM 66**

**Some Final Ideas 69**



*Take Your Songwriting to a  
New Level of Excellence*

**Book No. 7: From Amateur to Ace: Writing Songs Like a Pro**

## **Table of Contents**

**Preface: How Do I Become a Professional In This Business Anyway? 4**

**Chapter 1: How Do I Find the Killer Chord Progression 7**

**Chapter 2: How Do I Choose a Key For My Song? 14**

**Chapter 3: How Do I Keep Going After the First 8 Bars of Music? 19**

**Chapter 4: How Do I Use Chord Inversions? 25**

**Chapter 5: How Do I Write Songs When I Don't Feel Inspired? 32**

**Chapter 6: How Do I Create a Good Song Melody? 38**

**Chapter 7: How Do I Write Good Vocal Harmonies? 44**

**Chapter 8: How Do I Learn to Write Better Lyrics? 51**

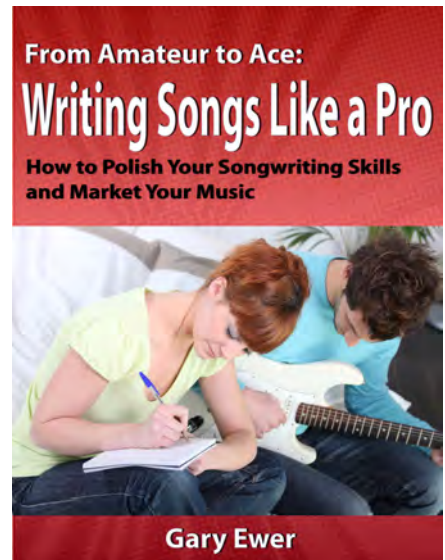
**Chapter 9: How Do I Write a Better Song Intro? 58**

**Chapter 10: How Do I Write a Hook For My Song? 63**

**Chapter 11: How Do I Protect My Songs? 68**

**Chapter 12: How Do I Sell or Market My Songs? ? 76**

**About Gary Ewer? 83**



**Book No. 8: Fix Your Songwriting Problems – NOW!**

## **Table of Contents**

**Does Songwriting Make You Happy**

**So What's the Problem?**

**Solving Your Songwriting Problems:**

**Error 1: FORM ISSUES**

**Error 2: SHAPELESS MELODIES**

**Error 3: WANDERING CHORDS**

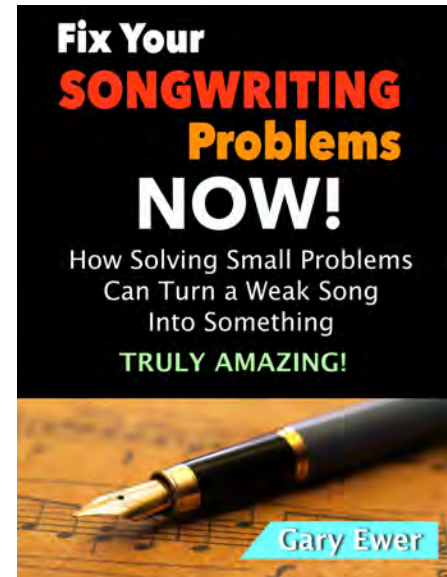
**Error 4: STRONG & FRAGILE CONFUSION**

**Error 5: ELEMENTS WORKING AT CROSS-PURPOSES**

**Error 6: MISUSE OF THE HOOK**

**Error 7: WAITING FOR INSPIRATION**

**Are Those the Only Problems?**



**Book No. 9: Hooks and Riffs: How They Grab Attention, Make Songs Memorable, and Build Your Fan Base**

## **Table of Contents**

**The Basics of a Good Hook 3**  
**It's Hard to Resist Free Food 4**  
**What a Good Deli Owner Knows 5**  
**Grabbing Attention 6**  
**Making Memories 7**  
**Defining "Hook" 8**  
**Two Important Hook Characteristics 10**  
**The Many Ways to Hook An Audience 11**  
**Waving the Flag 14**  
**The 3 Components of Most Song Hooks 15**  
**Sunshine Of Your Love 16**  
**Summarizing the Five Standard Characteristics of Song Hooks 19**  
**Is That a Hook... Or a Motif? 19**  
**Layering of Hooks 25**

**Great Hook Examples 27**

**Writing a Song Hook –Three Step---By---Step Procedures 37**  
**Composing a Hook, Melody First 40**  
**Composing a Hook, Rhythm First 43**  
**Composing a Hook, Chords First 45**

**Some Concluding Thoughts 47**  
**The Brevity of a Good Hook 47**  
**Adding A Hook to a Finished Song 48**  
**Dealing With Writer's Block 50**





**Book No. 10: Writing a Song From a Chord Progression**

**TABLE OF CONTENTS**

**CHAPTER 1:**

The Benefits and Problems of Chords-First  
Songwriting 3  
Introduction 4  
Songwriting: How to Get the Process Going 5  
The Three Main Ways to Start a Song 6  
Why We Like Starting With Chords 8  
We Need a System 10

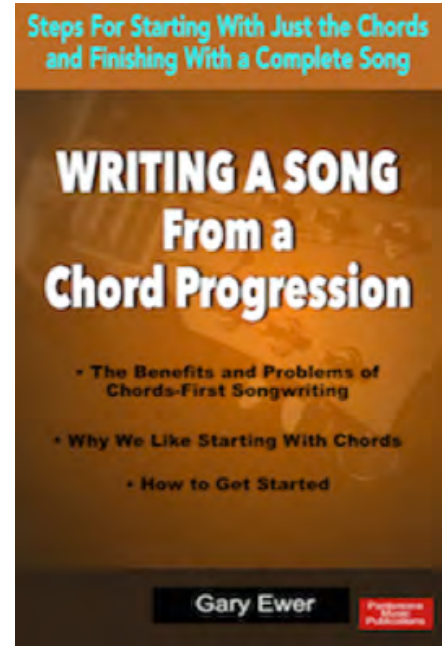
**CHAPTER 2: Finding a Melody Within a Chord Progression 12**

Choosing a Good Chord Progression 13  
Generating Melodies – What’s a Good One? 15

**CHAPTER 3: Writing a Good Song Melody, Using**

“Stitches” (Shawn Mendes) as a Model 20  
About the Melodic Design of “Stitches” 22  
STEP 1: THE VERSE MELODY 25  
STEP 2: THE PRE-CHORUS MELODY 26  
STEP 3: THE CHORUS MELODY 27  
STEP 4: THE BRIDGE MELODY 30  
STEP 5: CREATE A LYRIC 31

**CONCLUDING THOUGHTS 32**



TODAY'S FREE DEAL: "Creative Chord Progressions"

## Table of Contents

INTRODUCTION	4
BEING CREATIVE WITH CHORDS	6
Chord Progression Basics	7
GETTING CREATIVE	9
INVERSIONS	10
Description	10
Example Progressions to Try	10
PEDAL POINT	11
Description	11
Example Progressions to Try	11
INVERTED PEDAL POINT	12
Example Progressions to Try	13
CHORD PLANING	14
Description	14
Example Progressions to Try	15
DIFFERENT KEY CENTRES	16
Description	16
Example Progressions to Try	16
NON-CHORD TONES	18
Description	18
Example Progressions to Try	18
MODAL MIXTURES	19
Description	19
Example Progressions to Try:	19
OTHER MISCELLANEOUS TECHNIQUES	21
PALINDROMIC CHORD PROGRESSIONS	21
Description	21
Example Progressions to Try	22
POLYTONAL CHORD PROGRESSIONS	22
Description	22
Example Progressions to Try	23
Miscellaneous Progressions	24
Example Progressions to Try	24
CONCLUSION	25
ABOUT GARY EWER	26



---

[View the Bundle at the Online Store](#)

Or click the "Buy Now" button to pay \$37 USD and download the entire bundle right now!

**Buy Now**